



ASBK.COM.AU f t i y

Round 7 : Phillip Island GP Circuit : October 6 - 8

HI-TEC BATTERIES AUSTRALIAN SUPERSPORT 300 CHAMPIONSHIP

Qualifying 2

Date: 07/10/17
 Event: Q07
 Weather: Partly cloudy - 17.3C
 Track: Dry - Temp: 32.3C

Started at: 11:44:15
 Laps: 15 Min
 Starters: 43
 Printed at: 12:24

PROVISIONAL CLASSIFICATION

Pos	No	Gr	Name	Class	Machine	Fastest Lap	On Lap	Behind Prev	Behind Leader	Top Speed
1	41	A	Max CROKER (NSW) / KTM Aust. / Nolan Helmets / Bridgestone / Ron Angel Classic Racing	O300	KTM RC 390	1:48.804	8 of 8			192
2	87	A	Zac LEVY (QLD) / Puma RV's / Hannay Lawyers / RaceArt Aust. / Kabuto Helm. / TCX Boots	O300	Yamaha R3 321	1:49.619	3 of 8	.815	.815	188
3	37	J	Jack MAHAFFY (VIC) / JDS Moto / Eastern Security Doors / JLT Insurance / SignPro	O300	Yamaha R3 321	1:49.643	4 of 8	.024	.839	188
4	86	J	Oliver BAYLISS (QLD) / Cube Racing / Australian Outdoor Living / Motul / Pirelli / Sprint Filter	U300	Kawasaki EX 300	1:49.880	3 of 8	.237	1.076	192
5	44	C	Tom BRAMICH (VIC) / Ron Angel Classic Racing / Nolan Helmets / YRD / Ricondi / BoardPro	O300	Yamaha R3 321	1:50.241	4 of 8	.361	1.437	196
6	20	B	Hunter FORD (NSW) / Ford Brothers Racing / Huntingtons NSW / Hunter Bikers Events / Bell	O300	Yamaha R3 321	1:50.764	4 of 8	.523	1.960	193
7	151	J	Locky TAYLOR (QLD) / LTR Racing / Fitness2Podium / LKI Brand / Ridedynamics / TC Tippers	O300	Yamaha R3 321	1:51.153	5 of 8	.389	2.349	196
8	57	J	Seth CRUMP (QLD) / Jason Crump / Rock Oil / KTM Brisbane / Bell / Alpinestars / Racebolt	O300	KTM RC 390	1:51.215	5 of 8	.062	2.411	190
9	24	J	Ben BRAMICH (VIC) / Ron Angel Classic Racing / Nolan Helmets / Yamaha YRD / Ricondi	O300	Yamaha R3 321	1:51.644	7 of 8	.429	2.840	192
10	333	B	Yanni SHAW (NSW) / Bcperformance Junior Team / Landscapesupplies.com.au / IPONE	U300	Kawasaki EX 300	1:52.114	3 of 8	.470	3.310	191
11	14	B	Broc PEARSON (QLD) / Yamaha / YRD / Maxima Racing Oils / World Gym Aust / Kabuto Helmets	O300	Yamaha R3 321	1:52.145	3 of 8	.031	3.341	191
12	29	J	Billy VAN EERDE (NSW) / KTM Aust. / Hunter Valley M-cycles / Chris Watson M-cycles	O300	KTM RC 390	1:52.168	3 of 7	.023	3.364	188
13	21	A	Jarred BROOK (QLD) / KTM Aust. / Wide Bay M-cycles / Shoei Helmets / Motul / Pirelli / Shark	O300	KTM RC 390	1:52.346	8 of 8	.178	3.542	190
14	1	A	Brandon DEMMERY (NSW) / Deborah M-sports / Dunlop / Erebus Academy / 2Thugs Customs / LS2	O300	Yamaha R3 321	1:52.584	7 of 8	.238	3.780	190

Scott Laing
 Chief Time Keeper - Scott Laing

Tom Williams
 Clerk of Course - Tom Williams



Computime Race Timing Systems Pty Ltd © 1996
 Licensed to Computime Race Timing Systems

www.computime.com.au

COMPUTIME RACE TIMING SYSTEMS PTY LTD



ASBK.COM.AU f t i y

Round 7 : Phillip Island GP Circuit : October 6 - 8

HI-TEC BATTERIES AUSTRALIAN SUPERSPORT 300 CHAMPIONSHIP

Qualifying 2

Date: 07/10/17
 Event: Q07
 Weather: Partly cloudy - 17.3C
 Track: Dry - Temp: 32.3C

Started at: 11:44:15
 Laps: 15 Min
 Starters: 43
 Printed at: 12:24

PROVISIONAL CLASSIFICATION

Pos	No	Gr	Name	Class	Machine	Fastest Lap	On Lap	Behind Prev	Behind Leader	Top Speed
15	115	?	Rogan CHANDLER (NZ) / Acid Racing / Race Centre / Victoria M-cycle Club / Motorcycling NZ	O300	Yamaha R3 321	1:52.604	3 of 8	.020	3.800	193
16	39	J	Scott NICHOLSON (VIC) / NextGen Motorsports / G.Williams Motorcycle Engineering / Traction	U300	Kawasaki EX 300	1:52.708	3 of 7	.104	3.904	190
17	28	C	Tayla RELPH (QLD) / Motorcycle Sportsmen / NorthStar Yamaha / Pirelli / Motul / Micks Fix	O300	Yamaha R3 321	1:52.860	7 of 8	.152	4.056	187
18	85	?	Ty LYNCH (SA) / Adelaide Motorcycle Recovery / Coast Yamaha / Y-AIM Shane & Amy	O300	Yamaha R3 321	1:53.279	2 of 4	.419	4.475	186
19	33	J	Reid BATTYE (NSW) / Bcperformance Junior Team / Landscapesupplies.com.au / IPONE	U300	Kawasaki EX 300	1:53.405	2 of 7	.126	4.601	191
20	65	C	Jonah SITA (WA) / Flashpoint Motosport / Michael Sita	O300	Yamaha R3 321	1:53.503	4 of 8	.098	4.699	191
21	55	A	Zac JOHNSON (VIC) / Rebuilder / Bill Lambert MBW / RTR by Moto Obsession / Pablo Tyres	U300	Kawasaki EX 300	1:53.857	8 of 8	.354	5.053	189
22	93	B	Drew SELLS (VIC) / Race Centre / Oilee Racing / Peter Stevens M-cycles / Rubic	U300	Kawasaki EX 300	1:53.970	8 of 8	.113	5.166	188
23	70	J	Troy RYAN (NSW) / Taree Motorcycles	O300	Yamaha R3 321	1:54.093	6 of 8	.123	5.289	185
24	152	D	Dan THOMAS (NSW) / Inglis Plumbing / Marriotts Smash Repairs / Supermoto Armidale	O300	Yamaha R3 321	1:54.288	2 of 2	.195	5.484	181
25	355	C	Laura BROWN (NSW) / Ricondi / Draggin Jeans / Shark Helm. / Falco Motorcycle Boots / Pirelli	U300	Kawasaki EX 300	1:54.432	3 of 8	.144	5.628	195
26	133	D	Grace POUTCH (VIC) / Phillip Island Off-Track Accom. / SC Project Oceanic / JW Motoparts	U300	Kawasaki EX 300	1:54.550	5 of 8	.118	5.746	192
27	15	J	Bronson PICKETT (WA) / Pete's Harley & Dyno Services / M & B Garden Bags / M & B Rubbish Disp.	U300	Kawasaki EX 300	1:54.590	4 of 8	.040	5.786	188
28	97	J	Peter NERLICH (VIC) / TCN Racing / Bill Nerlich / BART	U300	Kawasaki EX 300	1:54.830	5 of 8	.240	6.026	181
29	131	D	Ross BEAMES (QLD)	O300	Yamaha R3 321	1:54.976	2 of 8	.146	6.172	182

Scott Laing
 Chief Time Keeper - Scott Laing

Tom Williams
 Clerk of Course - Tom Williams



Computime Race Timing Systems Pty Ltd © 1996
 Licensed to Computime Race Timing Systems

www.computime.com.au

COMPUTIME RACE TIMING SYSTEMS PTY LTD





ASBK.COM.AU f t i y

Round 7 : Phillip Island GP Circuit : October 6 - 8

HI-TEC BATTERIES AUSTRALIAN SUPERSPORT 300 CHAMPIONSHIP

Qualifying 2

Date: 07/10/17
 Event: Q07
 Weather: Partly cloudy - 17.3C
 Track: Dry - Temp: 32.3C

Started at: 11:44:15
 Laps: 15 Min
 Starters: 43
 Printed at: 12:24


PROVISIONAL CLASSIFICATION

Pos	No	Gr	Name	Class	Machine	Fastest Lap	On Lap	Behind Prev	Behind Leader	Top Speed
30	4	J	Harry KHOURI (NSW) / Excite Motorsports (Penrith) / StoreAll Self Storage Windsor	O300	Yamaha R3 321	1:55.112	3 of 8	.136	6.308	188
31	52	A	Ryan TAYLOR (VIC) / RTR by Moto Obsession / Arden Homes / Pablos Motorcycle Tyres	O300	Yamaha R3 321	1:55.726	6 of 7	.614	6.922	187
32	42	?	Jack PASSFIELD (NSW) / StayUpright Rider Training / GASD Suspension / Dmoto / Micron Security	O300	Yamaha R3 321	1:55.914	3 of 8	.188	7.110	179
33	10	J	Callum O'BRIEN (WA) / Banhams WA / Clean Ride Racing / Leading Edge M-cycle Sport	O300	Yamaha R3 321	1:56.561	7 of 8	.647	7.757	185
34	30	A	David HYND (VIC) / The Mondo Group / Sirus Contracting / Fashion Result Models	O300	KTM RC 390	1:56.673	6 of 7	.112	7.869	179
35	520	?	Shelby TURNER (QLD) / Pro Cycle Dyno / M-cycle Exhaust Professionals / Brisbane M-cycles	U300	Kawasaki EX 300	1:56.843	3 of 8	.170	8.039	189
36	22	D	Keegan PICKERING (NSW) / Maroochydore Beach Motel / West Sliders / White Race Products	U300	Kawasaki EX 300	1:57.000	5 of 8	.157	8.196	183
37	34	?	Boyd HOCKING (VIC) / DPH Motorsport Yamaha	O300	Yamaha R3 321	1:58.109	3 of 8	1.109	9.305	188
38	337	C	Gregory FARRELL (NSW) / Bcperformance / Landscapesupplies.com.au	U300	Kawasaki EX 300	2:00.018	6 of 8	1.909	11.214	176
39	51	C	Austin BARNES (VIC) / Enterprise Payroll	U300	Kawasaki EX 300	2:00.127	6 of 8	.109	11.323	177
40	282	?	Cameron AGOSTINI (NT)	U300	Kawasaki EX 300	2:00.950	8 of 8	.823	12.146	176
41	73	C	John HAZELDENE (VIC)	U300	Kawasaki EX 300	2:01.632	7 of 8	.682	12.828	178
42	117	J	Zane FORD (NSW) / Ford Brothers Racing / Huntingtons NSW / Hunter Bikers Events	U300	Kawasaki EX 300	2:02.504	7 of 8	.872	13.700	179
43	71	J	Tommy EDWARDS (NSW) / Alpinestars / Yamaha Aust. / Repsol / Bell / Dunlop / Nautical Pools	O300	Yamaha R3 321	2:04.297	1 of 1	1.793	15.493	183

Current best lap for SS300 class - 1:48.821 by Tommy EDWARDS (NSW) on a Yamaha R3 321 set on 07/10/17

The results are provisional until the end of the time limit for protests and appeals.


 Chief Time Keeper - Scott Laing


 Clerk of Course - Tom Williams



Computime Race Timing Systems Pty Ltd © 1996
 Licensed to Computime Race Timing Systems

www.computime.com.au

COMPUTIME RACE TIMING SYSTEMS PTY LTD





ASBK.COM.AU f t i y

Round 7 : Phillip Island GP Circuit : October 6 - 8

HI-TEC BATTERIES AUSTRALIAN SUPERSPORT 300 CHAMPIONSHIP

Qualifying 2

Date: 07/10/17
 Event: Q07
 Weather: Partly cloudy - 17.3C
 Track: Dry - Temp: 32.3C

Started at: 11:44:15
 Laps: 15 Min
 Starters: 43
 Printed at: 12:24

PROVISIONAL LAP TIMES

No	Name	Lap 1	Lap 2	Lap 3	Lap 4	Lap 5	Lap 6	Lap 7	Lap 8
1	Brandon DEMMERY (NSW)	2:06.820	1:53.392	1:57.355	2:13.049	1:54.517	1:54.525	1:52.584	1:52.667
4	Harry KHOURI (NSW)	2:13.614	1:55.528	1:55.112	1:56.091	1:55.874	1:55.854	1:56.364	1:56.106
10	Callum O'BRIEN (WA)	2:06.745	1:59.954	1:57.648	1:59.323	1:58.086	2:01.220	1:56.561	2:02.077
14	Broc PEARSON (QLD)	2:12.494	1:55.139	1:52.145	2:15.002	1:53.470	2:04.862	2:12.173	1:52.938
15	Bronson PICKETT (WA)	2:07.964	1:58.870	1:55.348	1:54.590	1:55.303	1:58.379	1:55.435	1:54.982
20	Hunter FORD (NSW)	2:10.276	1:52.372	1:51.034	1:50.764	1:52.779	1:53.326	1:51.192	1:51.354
21	Jarred BROOK (QLD)	2:05.361	2:09.795	1:54.390	1:55.023	1:55.505	1:53.837	1:55.002	1:52.346
22	Keegan PICKERING (NSW)	2:06.854	1:59.713	1:58.050	2:01.160	1:57.000	2:00.703	1:59.019	1:59.096
24	Ben BRAMICH (VIC)	2:10.771	1:53.325	1:52.371	1:51.745	1:51.714	1:55.914	1:51.644	1:51.781
28	Tayla RELPH (QLD)	2:04.563	1:55.882	1:54.473	1:53.212	1:53.470	1:53.748	1:52.860	1:53.602
29	Billy VAN EERDE (NSW)	2:05.922	1:53.707	1:52.168	1:52.749	1:53.534	3:23.730	2:02.876	
30	David HYND (VIC)	2:07.602	1:58.717	1:57.809	1:57.357	1:57.363	1:56.673	1:56.909	
33	Reid BATTYE (NSW)	2:13.558	1:53.405	2:29.867	2:06.400	1:54.353	1:53.756	1:54.646	
34	Boyd HOCKING (VIC)	2:14.475	1:58.854	1:58.109	1:59.636	1:59.244	1:58.562	1:59.566	1:58.676
37	Jack MAHAFFY (VIC)	2:00.935	1:50.233	1:50.719	1:49.643	1:49.868	2:26.453	1:55.076	1:49.918
39	Scott NICHOLSON (VIC)	2:11.867	1:53.353	1:52.708	3:08.642	2:21.459	1:56.395	1:53.850	
41	Max CROKER (NSW)	2:05.931	1:51.093	1:49.935	1:50.336	1:49.991	2:27.960	1:54.973	1:48.804
42	Jack PASSFIELD (NSW)	2:13.981	1:56.648	1:55.914	1:57.225	2:28.529	2:01.156	1:56.267	1:58.352
44	Tom BRAMICH (VIC)	2:11.703	1:52.158	1:51.850	1:50.241	1:50.443	2:00.481	1:52.441	1:50.712
51	Austin BARNES (VIC)	2:16.780	2:03.818	2:02.681	2:01.092	2:01.734	2:00.127	2:00.203	2:02.620
52	Ryan TAYLOR (VIC)	2:07.061	1:58.318	2:47.839	2:07.176	1:55.977	1:55.726	1:56.518	
55	Zac JOHNSON (VIC)	2:12.725	1:55.280	1:54.818	1:56.166	1:56.715	1:59.294	1:54.728	1:53.857
57	Seth CRUMP (QLD)	2:11.637	1:54.063	1:52.019	1:51.518	1:51.215	1:53.707	1:52.061	1:52.918
65	Jonah SITA (WA)	2:03.102	1:55.762	1:54.506	1:53.503	2:59.602	2:03.678	1:55.716	1:55.940
70	Troy RYAN (NSW)	2:06.800	1:55.815	1:54.237	1:54.119	1:54.722	1:54.093	2:51.324	2:08.060
71	Tommy EDWARDS (NSW)	2:04.297							
73	John HAZELDENE (VIC)	2:17.779	2:02.248	2:02.694	2:10.079	2:04.620	2:01.724	2:01.632	2:01.949
85	Ty LYNCH (SA)	2:05.981	1:53.279	3:31.377	2:00.824				
86	Oliver BAYLISS (QLD)	2:09.937	1:52.035	1:49.880	1:50.834	2:43.407	1:57.296	1:50.636	1:51.013
87	Zac LEVY (QLD)	2:08.685	1:51.739	1:49.619	1:51.745	1:54.918	1:52.874	1:52.266	1:50.271

Scott Laing
 Chief Time Keeper - Scott Laing

Tom Williams
 Clerk of Course - Tom Williams



Computime Race Timing Systems Pty Ltd © 1996
 Licensed to Computime Race Timing Systems

www.computime.com.au

COMPUTIME RACE TIMING SYSTEMS PTY LTD





ASBK.COM.AU f t i y

Round 7 : Phillip Island GP Circuit : October 6 - 8

HI-TEC BATTERIES AUSTRALIAN SUPERSPORT 300 CHAMPIONSHIP

Qualifying 2

Date: 07/10/17
Event: Q07
Weather: Partly cloudy - 17.3C
Track: Dry - Temp: 32.3C

Started at: 11:44:15
Laps: 15 Min
Starters: 43
Printed at: 12:24

PROVISIONAL LAP TIMES

No	Name	Lap 1	Lap 2	Lap 3	Lap 4	Lap 5	Lap 6	Lap 7	Lap 8
93	Drew SELLS (VIC)	2:11.547	1:54.967	1:56.247	2:10.715	1:54.268	2:02.529	1:54.211	1:53.970
97	Peter NERLICH (VIC)	2:04.814	1:56.290	1:55.919	1:56.261	1:54.830	1:54.913	1:57.095	1:56.104
115	Rogan CHANDLER (NZ)	2:12.932	1:53.430	1:52.604	1:53.473	2:31.766	2:03.784	1:55.244	1:54.340
117	Zane FORD (NSW)	2:18.198	2:03.411	2:02.961	2:03.392	2:03.685	2:03.407	2:02.504	2:05.140
131	Ross BEAMES (QLD)	2:13.700	1:54.976	1:55.475	1:56.734	1:56.103	1:55.393	1:55.939	1:55.999
133	Grace POUTCH (VIC)	2:06.682	1:56.495	1:56.131	1:54.986	1:54.550	1:54.933	1:56.174	1:56.902
151	Locky TAYLOR (QLD)	2:11.056	1:53.120	1:51.646	1:52.680	1:51.153	1:51.420	1:51.771	1:52.671
152	Dan THOMAS (NSW)	2:06.072	1:54.288						
282	Cameron AGOSTINI (NT)	2:18.682	2:04.312	2:02.028	2:02.449	2:03.208	2:02.887	2:02.014	2:00.950
333	Yanni SHAW (NSW)	2:10.283	1:52.740	1:52.114	1:56.516	1:53.192	1:53.211	2:26.307	1:54.229
337	Gregory FARRELL (NSW)	2:08.364	2:01.330	2:00.619	2:01.470	2:00.394	2:00.018	2:00.149	2:00.641
355	Laura BROWN (NSW)	2:15.906	1:54.705	1:54.432	2:02.519	1:54.595	1:55.373	1:54.864	1:55.448
520	Shelby TURNER (QLD)	2:11.493	1:57.568	1:56.843	1:57.688	1:57.492	1:58.784	1:58.476	1:57.900

The results are provisional until the end of the time limit for protests and appeals.

Chief Time Keeper - Spott Laing

Clerk of Course - Tom Williams



Computime Race Timing Systems Pty Ltd © 1996
Licensed to Computime Race Timing Systems

www.computime.com.au

COMPUTIME RACE TIMING SYSTEMS PTY LTD





ASBK.COM.AU f t i y

Round 7 : Phillip Island GP Circuit : October 6 - 8

HI-TEC BATTERIES AUSTRALIAN SUPERSPORT 300 CHAMPIONSHIP

Qualifying 2

Date: 07/10/17
 Event: Q07
 Weather: Partly cloudy - 17.3C
 Track: Dry - Temp: 32.3C

Started at: 11:44:15
 Laps: 15 Min
 Starters: 43
 Printed at: 12:24

PROVISIONAL SPLIT TIMES

Lap	Split 1	Split 2	Split 3	Split 4	Lap Time	Spd	Lap	Split 1	Split 2	Split 3	Split 4	Lap Time	Spd
1 Brandon DEMMERY (NSW) (14th)							3	26.994	34.590	21.969	31.795	1:55.348	188
1	38.289	34.693	22.409	31.429	2:06.820 P		4	26.935	33.757	22.234	31.664	1:54.590	181
2	27.175	33.240	21.868	31.109	1:53.392	180	5	27.286	34.249	22.225	31.543	1:55.303	180
3	27.963	36.077	22.041	31.274	1:57.355	180	6	27.700	35.149	23.651	31.879	1:58.379	178
4	27.079	32.404	21.544	52.022	2:13.049	190	7	27.495	34.150	22.260	31.530	1:55.435	176
5	28.707	33.685	21.437	30.688	1:54.517	170	8	27.232	33.940	22.286	31.524	1:54.982	178
6	27.106	33.974	21.913	31.532	1:54.525	184	20 Hunter FORD (NSW) (6th)						
7	27.049	33.016	21.685	30.834	1:52.584	183	1	40.666	35.298	22.883	31.429	2:10.276 P	
8	27.211	33.063	21.684	30.709	1:52.667	184	2	27.012	32.827	21.419	31.114	1:52.372	193
4 Harry KHOURI (NSW) (30th)							3	26.439	32.551	21.621	30.423	1:51.034	188
1	40.789	37.358	22.411	33.056	2:13.614 P		4	26.765	32.332	21.429	30.238	1:50.764	186
2	28.427	33.773	21.838	31.490	1:55.528	188	5	26.640	32.756	21.736	31.647	1:52.779	187
3	27.402	33.654	22.140	31.916	1:55.112	180	6	26.839	32.763	23.595	30.129	1:53.326	187
4	27.711	34.079	22.198	32.103	1:56.091	179	7	26.826	32.659	21.530	30.177	1:51.192	187
5	27.593	33.884	22.447	31.950	1:55.874	179	8	26.691	32.504	21.501	30.658	1:51.354	183
6	28.035	34.049	22.171	31.599	1:55.854	177	21 Jarred BROOK (QLD) (13th)						
7	28.120	34.218	22.195	31.831	1:56.364	173	1	37.695	34.753	21.828	31.085	2:05.361 P	
8	28.321	34.219	22.486	31.080	1:56.106	171	2	39.650	36.025	22.303	31.817	2:09.795	181
10 Callum O'BRIEN (WA) (33th)							3	27.316	33.722	21.843	31.509	1:54.390	179
1	35.691	35.687	22.983	32.384	2:06.745 P		4	27.714	33.966	21.948	31.395	1:55.023	181
2	28.393	35.383	22.866	33.312	1:59.954	181	5	28.626	33.718	21.932	31.229	1:55.505	179
3	28.314	34.591	22.488	32.255	1:57.648	182	6	27.315	33.437	21.707	31.378	1:53.837	183
4	28.895	35.828	22.327	32.273	1:59.323	180	7	28.652	33.512	21.874	30.964	1:55.002	170
5	28.206	34.681	22.591	32.608	1:58.086	177	8	26.354	33.195	21.744	31.053	1:52.346	190
6	29.083	34.654	23.788	33.695	2:01.220	173	22 Keegan PICKERING (NSW) (36th)						
7	27.803	34.321	22.395	32.042	1:56.561	185	1	35.887	35.644	22.760	32.563	2:06.854 P	
8	28.303	35.268	26.461	32.045	2:02.077	182	2	28.563	35.269	22.511	33.370	1:59.713	181
14 Broc PEARSON (QLD) (11th)							3	28.244	34.969	22.321	32.516	1:58.050	182
1	40.630	37.354	22.342	32.168	2:12.494 P		4	29.044	35.651	23.627	32.838	2:01.160	183
2	28.089	33.473	21.942	31.635	1:55.139	180	5	28.079	34.585	22.512	31.824	1:57.000	182
3	26.572	33.066	21.397	31.110	1:52.145	191	6	28.302	35.385	23.478	33.538	2:00.703	182
4	31.021	50.625	22.042	31.314	2:15.002	178	7	28.713	35.023	22.779	32.504	1:59.019	182
5	27.337	33.218	21.831	31.084	1:53.470	178	8	28.454	35.093	23.048	32.501	1:59.096	183
6	28.174	40.870	22.990	32.828	2:04.862	181	24 Ben BRAMICH (VIC) (9th)						
7	27.377	39.024	31.838	33.934	2:12.173	179	1	39.228	36.234	22.309	33.000	2:10.771 P	
8	27.185	33.102	21.732	30.919	1:52.938	178	2	26.862	33.477	21.807	31.179	1:53.325	192
15 Bronson PICKETT (WA) (27th)							3	26.890	33.359	21.630	30.492	1:52.371	186
1	36.886	35.722	23.297	32.059	2:07.964 P		4	26.488	32.553	21.581	31.123	1:51.745	189
2	28.518	35.308	22.507	32.537	1:58.870	181	5	26.690	32.646	21.660	30.718	1:51.714	187

Scott Laing
 Chief Time Keeper - Scott Laing

Tom Williams
 Clerk of Course - Tom Williams



Computime Race Timing Systems Pty Ltd © 1996
 Licensed to Computime Race Timing Systems

www.computime.com.au

COMPUTIME RACE TIMING SYSTEMS PTY LTD



ASBK.COM.AU f t i y

Round 7 : Phillip Island GP Circuit : October 6 - 8

HI-TEC BATTERIES AUSTRALIAN SUPERSPORT 300 CHAMPIONSHIP

Qualifying 2

Date: 07/10/17
 Event: Q07
 Weather: Partly cloudy - 17.3C
 Track: Dry - Temp: 32.3C

Started at: 11:44:15
 Laps: 15 Min
 Starters: 43
 Printed at: 12:24

PROVISIONAL SPLIT TIMES

Lap	Split 1	Split 2	Split 3	Split 4	Lap Time	Spd	Lap	Split 1	Split 2	Split 3	Split 4	Lap Time	Spd
6	26.995	34.572	22.777	31.570	1:55.914	182	2	28.761	35.027	22.584	32.482	1:58.854	188
7	26.768	32.672	21.712	30.492	1:51.644	187	3	28.639	34.404	22.815	32.251	1:58.109	174
8	26.840	32.937	21.216	30.788	1:51.781	183	4	28.402	35.006	22.773	33.455	1:59.636	174
28 Tayla RELPH (QLD) (17th)							5	28.600	34.965	22.634	33.045	1:59.244	174
1	35.427	34.934	22.857	31.345	2:04.563 P		6	28.487	34.607	22.807	32.661	1:58.562	180
2	28.103	34.085	22.256	31.438	1:55.882	181	7	28.951	34.545	22.677	33.393	1:59.566	174
3	27.572	33.679	22.035	31.187	1:54.473	179	8	28.608	34.639	22.823	32.606	1:58.676	174
4	26.966	33.307	21.799	31.140	1:53.212	182	37 Jack MAHAFFY (VIC) (3rd)						
5	27.443	33.554	21.665	30.808	1:53.470	178	1	33.380	33.396	21.583	32.576	2:00.935 P	
6	27.073	33.601	21.887	31.187	1:53.748	184	2	26.693	32.463	21.294	29.783	1:50.233	179
7	27.337	33.482	21.720	30.321	1:52.860	179	3	26.250	32.708	21.223	30.538	1:50.719	188
8	27.245	33.417	21.728	31.212	1:53.602	187	4	26.384	32.075	21.040	30.144	1:49.643	186
29 Billy VAN EERDE (NSW) (12th)							5	26.378	32.164	21.087	30.239	1:49.868	187
1	38.514	34.352	21.859	31.197	2:05.922 P		6	26.313	32.313	24.900	1:02.927	2:26.453	188
2	27.372	33.667	21.889	30.779	1:53.707	186	7	30.913	32.282	21.537	30.344	1:55.076 P	
3	26.976	32.943	21.444	30.805	1:52.168	187	8	26.357	32.070	21.129	30.362	1:49.918	184
4	26.821	32.591	21.784	31.553	1:52.749	188	39 Scott NICHOLSON (VIC) (16th)						
5	26.921	32.831	22.694	31.088	1:53.534	186	1	40.129	35.822	23.657	32.259	2:11.867 P	
6	26.917	32.746	22.287	2:01.780	3:23.730	187	2	27.006	33.436	21.770	31.141	1:53.353	187
7	36.303	33.863	21.852	30.858	2:02.876 P		3	26.829	33.221	21.849	30.809	1:52.708	190
30 David HYND (VIC) (34th)							4	26.895	32.984	21.977	1:46.786	3:08.642	184
1	36.056	36.140	23.096	32.310	2:07.602 P		5	50.346	37.137	22.214	31.762	2:21.459 P	
2	28.072	35.209	22.876	32.560	1:58.717	178	6	28.000	35.799	21.606	30.990	1:56.395	172
3	27.898	35.215	22.493	32.203	1:57.809	178	7	27.210	33.870	21.737	31.033	1:53.850	180
4	27.823	34.930	22.563	32.041	1:57.357	179	41 Max CROKER (NSW) (1st)						
5	27.577	34.830	22.713	32.243	1:57.363	179	1	38.960	34.315	21.525	31.131	2:05.931 P	
6	27.574	34.508	22.569	32.022	1:56.673	179	2	26.712	32.747	21.440	30.194	1:51.093	186
7	27.575	34.740	22.613	31.981	1:56.909	178	3	26.614	32.153	21.034	30.134	1:49.935	186
33 Reid BATTYE (NSW) (19th)							4	26.465	32.168	21.262	30.441	1:50.336	188
1	39.906	38.023	22.545	33.084	2:13.558 P		5	26.393	32.111	21.104	30.383	1:49.991	187
2	26.699	33.820	21.986	30.900	1:53.405	191	6	26.159	32.345	24.851	1:04.605	2:27.960	190
3	26.623	34.228	23.429	1:05.587	2:29.867	188	7	31.311	32.212	21.180	30.270	1:54.973 P	
4	38.810	34.769	22.026	30.795	2:06.400 P		8	25.895	31.876	21.027	30.006	1:48.804	192
5	28.310	33.246	21.823	30.974	1:54.353	170	42 Jack PASSFIELD (NSW) (32th)						
6	28.280	33.049	21.672	30.755	1:53.756	173	1					2:13.981 P	
7	28.645	33.735	21.472	30.794	1:54.646	170	2					1:56.648	
34 Boyd HOCKING (VIC) (37th)							3					1:55.914	
1	40.831	36.027	23.908	33.709	2:14.475 P		4					1:57.225	
							5					2:28.529	

Scott Laing
 Chief Time Keeper - Scott Laing

Tom Williams
 Clerk of Course - Tom Williams



Computime Race Timing Systems Pty Ltd © 1996
 Licensed to Computime Race Timing Systems

www.computime.com.au

COMPUTIME RACE TIMING SYSTEMS PTY LTD



ASBK.COM.AU f t i y

Round 7 : Phillip Island GP Circuit : October 6 - 8

HI-TEC BATTERIES AUSTRALIAN SUPERSPORT 300 CHAMPIONSHIP

Qualifying 2

Date: 07/10/17
 Event: Q07
 Weather: Partly cloudy - 17.3C
 Track: Dry - Temp: 32.3C

Started at: 11:44:15
 Laps: 15 Min
 Starters: 43
 Printed at: 12:24

PROVISIONAL SPLIT TIMES

Lap	Split 1	Split 2	Split 3	Split 4	Lap Time	Spd	Lap	Split 1	Split 2	Split 3	Split 4	Lap Time	Spd
6	33.310	33.800	21.987	32.059	2:01.156 P		57 Seth CRUMP (QLD) (8th)						
7	28.149	33.961	22.273	31.884	1:56.267	176	1	40.864	35.532	23.270	31.971	2:11.637 P	
8	27.914	34.373	22.928	33.137	1:58.352	179	2	28.171	33.225	21.798	30.869	1:54.063	182
							3	26.799	32.890	21.551	30.779	1:52.019	190
44 Tom BRAMICH (VIC) (5th)							4	27.015	32.579	21.284	30.640	1:51.518	188
1	40.182	36.062	22.592	32.867	2:11.703 P		5	26.840	32.558	21.421	30.396	1:51.215	188
2	26.742	33.311	21.213	30.892	1:52.158	188	6	26.828	32.834	21.445	32.600	1:53.707	190
3	26.614	32.947	21.229	31.060	1:51.850	195	7	26.971	32.844	21.392	30.854	1:52.061	185
4	26.284	32.368	21.099	30.490	1:50.241	196	8	27.197	33.246	21.710	30.765	1:52.918	188
5	26.486	32.345	21.204	30.408	1:50.443	187							
6	26.936	41.355	21.433	30.757	2:00.481	184	65 Jonah SITA (WA) (20th)						
7	26.689	33.624	21.488	30.640	1:52.441	187	1	35.430	33.806	22.285	31.581	2:03.102 P	
8	26.436	32.395	21.083	30.798	1:50.712	189	2	28.011	34.527	22.187	31.037	1:55.762	179
							3	27.617	33.622	22.082	31.185	1:54.506	178
51 Austin BARNES (VIC) (39th)							4	27.412	33.430	21.737	30.924	1:53.503	178
1	41.948	37.443	23.764	33.625	2:16.780 P		5	27.082	33.655	22.084	1:36.781	2:59.602	191
2	29.585	36.863	23.831	33.539	2:03.818	174	6	34.888	34.200	22.492	32.098	2:03.678 P	
3	29.331	36.794	23.629	32.927	2:02.681	171	7	28.215	33.952	22.070	31.479	1:55.716	178
4	28.724	35.587	23.357	33.424	2:01.092	177	8	27.785	33.571	22.058	32.526	1:55.940	180
5	29.461	36.248	23.239	32.786	2:01.734	172							
6	28.779	35.572	23.002	32.774	2:00.127	175	70 Troy RYAN (NSW) (23th)						
7	28.686	35.444	23.152	32.921	2:00.203	175	1	38.169	34.634	22.568	31.429	2:06.800 P	
8	28.932	35.652	25.038	32.998	2:02.620	176	2	27.233	34.440	22.364	31.778	1:55.815	182
							3	26.979	33.764	22.341	31.153	1:54.237	184
52 Ryan TAYLOR (VIC) (31th)							4	27.754	33.155	21.812	31.398	1:54.119	185
1	36.277	35.191	22.756	32.837	2:07.061 P		5	27.228	33.630	22.087	31.777	1:54.722	181
2	28.628	34.512	22.634	32.544	1:58.318	168	6	27.651	33.450	21.895	31.097	1:54.093	182
3	29.075	37.685	24.094	1:16.985	2:47.839	169	7	27.375	33.614	22.141	1:28.194	2:51.324	182
4	38.276	34.372	22.420	32.108	2:07.176 P		8	35.744	35.394	22.806	34.116	2:08.060 P	
5	28.049	33.868	22.222	31.838	1:55.977	177							
6	27.948	33.273	22.532	31.973	1:55.726	187	71 Tommy EDWARDS (NSW) (43th)						
7	28.252	33.939	22.387	31.940	1:56.518	173	1	37.119	33.860	22.459	30.859	2:04.297 P	
55 Zac JOHNSON (VIC) (21th)							73 John HAZELDENE (VIC) (41th)						
1	41.367	36.179	22.377	32.802	2:12.725 P		1	41.628	37.547	23.929	34.675	2:17.779 P	
2	27.957	33.746	21.858	31.719	1:55.280	188	2	29.263	36.070	23.145	33.770	2:02.248	178
3	27.514	34.130	22.043	31.131	1:54.818	189	3	29.455	36.314	23.019	33.906	2:02.694	172
4	27.865	34.031	21.976	32.294	1:56.166	181	4	29.225	35.520	23.208	42.126	2:10.079	171
5	28.295	34.607	21.981	31.832	1:56.715	175	5	32.201	35.667	23.058	33.694	2:04.620	147
6	28.206	36.695	22.379	32.014	1:59.294	177	6	29.259	35.533	23.187	33.745	2:01.724	171
7	27.514	33.678	21.964	31.572	1:54.728	181	7	29.317	35.638	23.188	33.489	2:01.632	170
8	27.840	33.363	21.671	30.983	1:53.857	182	8	29.479	35.747	23.239	33.484	2:01.949	170

Scott Laing
 Chief Time Keeper - Scott Laing

Tom Williams
 Clerk of Course - Tom Williams



Computime Race Timing Systems Pty Ltd © 1996
 Licensed to Computime Race Timing Systems

www.computime.com.au

COMPUTIME RACE TIMING SYSTEMS PTY LTD



ASBK.COM.AU f t i y

Round 7 : Phillip Island GP Circuit : October 6 - 8

HI-TEC BATTERIES AUSTRALIAN SUPERSPORT 300 CHAMPIONSHIP

Qualifying 2

Date: 07/10/17
 Event: Q07
 Weather: Partly cloudy - 17.3C
 Track: Dry - Temp: 32.3C

Started at: 11:44:15
 Laps: 15 Min
 Starters: 43
 Printed at: 12:24

PROVISIONAL SPLIT TIMES

Lap	Split 1	Split 2	Split 3	Split 4	Lap Time	Spd	Lap	Split 1	Split 2	Split 3	Split 4	Lap Time	Spd
85 Ty LYNCH (SA) (18th)							7	27.623	34.490	22.932	32.050	1:57.095	179
1	36.148	36.503	21.701	31.629	2:05.981 P		8	27.842	33.788	22.730	31.744	1:56.104	174
2	27.453	33.458	21.459	30.909	1:53.279	180	115 Rogan CHANDLER (NZ) (15th)						
3	27.097	33.473	21.121	2:09.686	3:31.377	186	1	41.460	36.207	23.874	31.391	2:12.932 P	
4	33.573	33.592	22.093	31.566	2:00.824 P		2	27.612	33.286	21.828	30.704	1:53.430	193
86 Oliver BAYLISS (QLD) (4th)							3	26.898	33.471	21.652	30.583	1:52.604	191
1	39.834	35.553	22.851	31.699	2:09.937 P		4	27.362	33.197	21.669	31.245	1:53.473	193
2	27.006	32.437	21.391	31.201	1:52.035	183	5	27.368	33.334	22.063	1:09.001	2:31.766	180
3	26.327	32.501	21.082	29.970	1:49.880	189	6	36.365	33.762	22.038	31.619	2:03.784 P	
4	26.461	32.500	21.288	30.585	1:50.834	192	7	27.889	33.727	22.352	31.276	1:55.244	178
5	26.969	34.197	21.694	1:20.547	2:43.407	184	8	27.642	33.707	22.108	30.883	1:54.340	179
6	31.743	33.584	21.328	30.641	1:57.296 P		117 Zane FORD (NSW) (42th)						
7	26.410	32.659	21.230	30.337	1:50.636	184	1	42.321	37.605	24.150	34.122	2:18.198 P	
8	26.289	32.222	21.462	31.040	1:51.013	185	2	29.271	36.485	23.815	33.840	2:03.411	176
87 Zac LEVY (QLD) (2nd)							3	29.327	36.118	23.393	34.123	2:02.961	178
1	39.399	35.055	22.786	31.445	2:08.685 P		4	29.893	36.341	23.451	33.707	2:03.392	167
2	26.802	32.483	21.433	31.021	1:51.739	184	5	29.541	36.561	23.782	33.801	2:03.685	175
3	26.627	31.915	21.227	29.850	1:49.619	183	6	29.441	36.797	23.631	33.538	2:03.407	175
4	26.711	33.194	21.315	30.525	1:51.745	185	7	29.161	36.288	23.620	33.435	2:02.504	179
5	26.801	34.171	22.234	31.712	1:54.918	185	8	29.827	36.794	24.599	33.920	2:05.140	177
6	26.476	32.918	22.941	30.539	1:52.874	188	131 Ross BEAMES (QLD) (29th)						
7	26.945	33.283	21.414	30.624	1:52.266	184	1	41.473	36.411	22.826	32.990	2:13.700 P	
8	26.577	32.146	21.123	30.425	1:50.271	186	2	27.643	33.823	21.864	31.646	1:54.976	182
93 Drew SELLS (VIC) (22th)							3	27.405	34.141	22.198	31.731	1:55.475	182
1	40.859	35.297	23.410	31.981	2:11.547 P		4	27.979	34.651	22.157	31.947	1:56.734	180
2	27.244	34.683	22.049	30.991	1:54.967	183	5	27.760	34.303	22.597	31.443	1:56.103	180
3	26.831	34.154	22.211	33.051	1:56.247	186	6	27.656	33.976	22.355	31.406	1:55.393	176
4	30.390	46.397	22.280	31.648	2:10.715	187	7	27.857	34.184	22.286	31.612	1:55.939	177
5	26.976	33.545	21.822	31.925	1:54.268	181	8	27.971	34.138	22.373	31.517	1:55.999	178
6	29.553	38.973	22.116	31.887	2:02.529	178	133 Grace POUTCH (VIC) (26th)						
7	27.548	33.459	22.393	30.811	1:54.211	176	1	35.347	36.232	22.776	32.327	2:06.682 P	
8	26.473	33.585	21.835	32.077	1:53.970	188	2	27.535	34.908	22.164	31.888	1:56.495	183
97 Peter NERLICH (VIC) (28th)							3	27.813	34.747	22.249	31.322	1:56.131	182
1	35.292	34.820	22.812	31.890	2:04.814 P		4	26.915	33.629	22.151	32.291	1:54.986	192
2	27.576	33.815	22.768	32.131	1:56.290	179	5	27.052	33.914	22.106	31.478	1:54.550	185
3	28.067	34.052	22.204	31.596	1:55.919	176	6	27.358	34.131	22.118	31.326	1:54.933	187
4	27.871	34.405	21.929	32.056	1:56.261	176	7	27.024	34.194	22.374	32.582	1:56.174	183
5	27.614	33.760	22.342	31.114	1:54.830	177	8	27.899	34.855	22.432	31.716	1:56.902	181
6	27.375	34.051	22.299	31.188	1:54.913	181							

Spott Laing
 Chief Time Keeper - Spott Laing

Tom Williams
 Clerk of Course - Tom Williams



Computime Race Timing Systems Pty Ltd © 1996
 Licensed to Computime Race Timing Systems

www.computime.com.au

COMPUTIME RACE TIMING SYSTEMS PTY LTD



ASBK.COM.AU f t i y

Round 7 : Phillip Island GP Circuit : October 6 - 8

HI-TEC BATTERIES AUSTRALIAN SUPERSPORT 300 CHAMPIONSHIP

Qualifying 2

Date: 07/10/17
 Event: Q07
 Weather: Partly cloudy - 17.3C
 Track: Dry - Temp: 32.3C


Started at: 11:44:15
 Laps: 15 Min
 Starters: 43
 Printed at: 12:24

PROVISIONAL SPLIT TIMES

Lap	Split 1	Split 2	Split 3	Split 4	Lap Time	Spd	Lap	Split 1	Split 2	Split 3	Split 4	Lap Time	Spd
151 Locky TAYLOR (QLD) (7th)							337 Gregory FARRELL (NSW) (38th)						
1	40.310	36.189	23.215	31.342	2:11.056 P		1	35.420	35.780	23.130	34.034	2:08.364 P	
2	26.992	32.819	21.918	31.391	1:53.120	196	2	29.560	35.282	23.051	33.437	2:01.330	174
3	26.826	32.654	21.831	30.335	1:51.646	190	3	28.883	35.411	22.918	33.407	2:00.619	171
4	27.573	33.583	21.150	30.374	1:52.680	189	4	28.939	35.720	23.300	33.511	2:01.470	173
5	26.544	32.507	21.395	30.707	1:51.153	194	5	29.210	35.244	23.017	32.923	2:00.394	175
6	26.606	32.536	21.644	30.634	1:51.420	194	6	28.847	35.258	22.861	33.052	2:00.018	172
7	27.195	32.577	21.507	30.492	1:51.771	179	7	28.724	35.100	23.222	33.103	2:00.149	173
8	27.917	32.699	21.444	30.611	1:52.671	188	8	28.722	35.388	23.216	33.315	2:00.641	176
152 Dan THOMAS (NSW) (24th)							355 Laura BROWN (NSW) (25th)						
1	38.179	34.827	22.191	30.875	2:06.072 P		1	42.186	38.371	22.460	32.889	2:15.906 P	
2	27.357	33.406	22.228	31.297	1:54.288	181	2	27.981	33.681	21.656	31.387	1:54.705	183
282 Cameron AGOSTINI (NT) (40th)							500 Shelby TURNER (QLD) (35th)						
1	42.210	37.409	24.507	34.556	2:18.682 P		1	39.822	35.658	23.074	32.939	2:11.493 P	
2	30.148	36.171	23.956	34.037	2:04.312	168	2	28.104	34.931	22.292	32.241	1:57.568	189
3	29.039	35.814	23.455	33.720	2:02.028	173	3	27.879	34.221	22.259	32.484	1:56.843	185
4	29.102	36.432	23.497	33.418	2:02.449	176	4	28.024	34.832	22.358	32.474	1:57.688	188
5	29.784	35.609	23.729	34.086	2:03.208	169	5	28.166	34.425	22.307	32.594	1:57.492	181
6	29.218	36.195	23.657	33.817	2:02.887	172	6	28.356	34.718	22.877	32.833	1:58.784	179
7	28.980	35.735	23.549	33.750	2:02.014	173	7	28.305	34.702	23.028	32.441	1:58.476	177
8	29.031	35.557	23.165	33.197	2:00.950	172	8	28.182	34.542	22.727	32.449	1:57.900	182
333 Yanni SHAW (NSW) (10th)													
1	40.184	35.934	22.788	31.377	2:10.283 P								
2	26.506	33.255	21.566	31.413	1:52.740	190							
3	26.568	33.343	21.624	30.579	1:52.114	188							
4	27.490	34.119	23.971	30.936	1:56.516	187							
5	26.334	33.367	22.332	31.159	1:53.192	191							
6	26.638	33.372	22.007	31.194	1:53.211	184							
7	54.820	36.767	23.661	31.059	2:26.307	190							
8	26.604	33.329	22.044	32.252	1:54.229	185							

The results are provisional until the end of the time limit for protests and appeals.


 Chief Time Keeper - Scott Laing


 Clerk of Course - Tom Williams



Computime Race Timing Systems Pty Ltd © 1996
 Licensed to Computime Race Timing Systems

www.computime.com.au

COMPUTIME RACE TIMING SYSTEMS PTY LTD





ASBK.COM.AU f t i y

Round 7 : Phillip Island GP Circuit : October 6 - 8

HI-TEC BATTERIES AUSTRALIAN SUPERSPORT 300 CHAMPIONSHIP

Qualifying 2

Date: 07/10/17
 Event: Q07
 Weather: Partly cloudy - 17.3C
 Track: Dry - Temp: 32.3C

Started at: 11:44:15
 Laps: 15 Min
 Starters: 43
 Printed at: 12:24

PROVISIONAL FASTEST LAPS SEQUENCE

Race Time	No	Name	Machine	Fastest Lap	On Lap
2:07.723	65	Jonah SITA (WA)	Yamaha R3 321	2:03.102	1
2:49.178	37	Jack MAHAFFY (VIC)	Yamaha R3 321	2:00.935	1
4:03.485	65	Jonah SITA (WA)	Yamaha R3 321	1:55.762	2
4:05.814	1	Brandon DEMMERY (NSW)	Yamaha R3 321	1:53.392	2
4:08.396	87	Zac LEVY (QLD)	Yamaha R3 321	1:51.739	2
4:39.310	41	Max CROKER (NSW)	KTM RC 390	1:51.093	2
4:39.411	37	Jack MAHAFFY (VIC)	Yamaha R3 321	1:50.233	2
5:58.015	87	Zac LEVY (QLD)	Yamaha R3 321	1:49.619	3
16:21.309	41	Max CROKER (NSW)	KTM RC 390	1:48.804	8

The results are provisional until the end of the time limit for protests and appeals.

Scott Laing
 Chief Time Keeper - Scott Laing

Tom Williams
 Clerk of Course - Tom Williams



Computime Race Timing Systems Pty Ltd © 1996
 Licensed to Computime Race Timing Systems

www.computime.com.au

COMPUTIME RACE TIMING SYSTEMS PTY LTD



ASBK.COM.AU f t i y

Round 7 : Phillip Island GP Circuit : October 6 - 8

HI-TEC BATTERIES AUSTRALIAN SUPERSPORT 300 CHAMPIONSHIP

Qualifying 2

Date: 07/10/17
 Event: Q07
 Weather: Partly cloudy - 17.3C
 Track: Dry - Temp: 32.3C

Started at: 11:44:15
 Laps: 15 Min
 Starters: 43
 Printed at: 12:24

PROVISIONAL BEST PARTIAL TIMES

Pos	Split 1		Split 2		Split 3		Split 4		LAP		Ideal	Fastest
	Name	Time	Name	Time	Name	Time	Name	Time	Name	Time		
1	M. CROKER	25.895	M. CROKER	31.876	M. CROKER	21.027	J. MAHAFFY	29.783	M. CROKER	1:48.804	1:48.804	
2	J. MAHAFFY	26.250	Z. LEVY	31.915	J. MAHAFFY	21.040	Z. LEVY	29.850	J. MAHAFFY	1:49.143	1:49.643	
3	T. BRAMICH	26.284	J. MAHAFFY	32.070	O. BAYLISS	21.082	O. BAYLISS	29.970	Z. LEVY	1:49.364	1:49.619	
4	O. BAYLISS	26.289	O. BAYLISS	32.222	T. BRAMICH	21.083	M. CROKER	30.006	O. BAYLISS	1:49.563	1:49.880	
5	Y. SHAW	26.334	H. FORD	32.332	T. LYNCH	21.121	H. FORD	30.129	T. BRAMICH	1:50.120	1:50.241	
6	J. BROOK	26.354	T. BRAMICH	32.345	Z. LEVY	21.123	T. RELPH	30.321	H. FORD	1:50.319	1:50.764	
7	H. FORD	26.439	B. DEMMERY	32.404	L. TAYLOR	21.150	L. TAYLOR	30.335	L. TAYLOR	1:50.536	1:51.153	
8	D. SELLS	26.473	L. TAYLOR	32.507	B. BRAMICH	21.216	S. CRUMP	30.396	B. BRAMICH	1:50.749	1:51.644	
9	Z. LEVY	26.476	B. BRAMICH	32.553	S. CRUMP	21.284	T. BRAMICH	30.408	S. CRUMP	1:51.037	1:51.215	
10	B. BRAMICH	26.488	S. CRUMP	32.558	B. PEARSON	21.397	B. BRAMICH	30.492	B. DEMMERY	1:51.578	1:52.584	
11	L. TAYLOR	26.544	B. VAN EERDE	32.591	H. FORD	21.419	Y. SHAW	30.579	B. VAN EERDE	1:51.635	1:52.168	
12	B. PEARSON	26.572	T. EDWARDS	32.877	B. DEMMERY	21.437	R. CHANDLER	30.583	Y. SHAW	1:51.734	1:52.114	
13	R. BATTYE	26.623	S. NICHOLSON	32.984	B. VAN EERDE	21.444	B. DEMMERY	30.688	R. BATTYE	1:51.899	1:53.405	
14	S. CRUMP	26.799	R. BATTYE	33.049	R. BATTYE	21.472	R. BATTYE	30.755	B. PEARSON	1:51.954	1:52.145	
15	B. VAN EERDE	26.821	B. PEARSON	33.066	Y. SHAW	21.566	B. VAN EERDE	30.779	J. BROOK	1:52.220	1:52.346	
16	S. NICHOLSON	26.829	T. RYAN	33.155	S. NICHOLSON	21.606	S. NICHOLSON	30.809	S. NICHOLSON	1:52.228	1:52.708	
17	T. EDWARDS	26.871	J. BROOK	33.195	R. CHANDLER	21.652	D. SELLS	30.811	T. RELPH	1:52.259	1:52.860	
18	R. CHANDLER	26.898	R. CHANDLER	33.197	L. BROWN	21.656	T. EDWARDS	30.859	R. CHANDLER	1:52.330	1:52.604	
19	G. POUTCH	26.915	Y. SHAW	33.255	T. RELPH	21.665	D. THOMAS	30.875	D. SELLS	1:52.565	1:53.970	
20	B. PICKETT	26.935	R. TAYLOR	33.273	Z. JOHNSON	21.671	T. LYNCH	30.909	T. LYNCH	1:52.585	1:53.279	
21	T. RELPH	26.966	L. BROWN	33.296	J. BROOK	21.707	B. PEARSON	30.919	T. RYAN	1:53.043	1:54.093	
22	T. RYAN	26.979	T. RELPH	33.307	J. SITA	21.737	J. SITA	30.924	T. EDWARDS	1:53.066	2:04.297	
23	B. DEMMERY	27.049	Z. JOHNSON	33.363	T. RYAN	21.812	L. BROWN	30.949	J. SITA	1:53.173	1:53.503	
24	J. SITA	27.082	D. THOMAS	33.406	D. SELLS	21.822	J. BROOK	30.964	L. BROWN	1:53.362	1:54.432	
25	T. LYNCH	27.097	J. SITA	33.430	H. KHOURI	21.838	Z. JOHNSON	30.983	Z. JOHNSON	1:53.531	1:53.857	
26	D. THOMAS	27.357	T. LYNCH	33.458	R. BEAMES	21.864	H. KHOURI	31.080	D. THOMAS	1:53.829	1:54.288	
27	P. NERLICH	27.375	D. SELLS	33.459	P. NERLICH	21.929	T. RYAN	31.097	G. POUTCH	1:53.972	1:54.550	
28	H. KHOURI	27.402	G. POUTCH	33.629	B. PICKETT	21.969	P. NERLICH	31.114	H. KHOURI	1:53.974	1:55.112	
29	R. BEAMES	27.405	H. KHOURI	33.654	J. PASSFIELD	21.987	G. POUTCH	31.322	P. NERLICH	1:54.178	1:54.830	
30	L. BROWN	27.461	B. PICKETT	33.757	G. POUTCH	22.106	R. BEAMES	31.406	B. PICKETT	1:54.185	1:54.590	
31	Z. JOHNSON	27.514	P. NERLICH	33.760	D. THOMAS	22.191	B. PICKETT	31.524	R. BEAMES	1:54.498	1:54.976	
32	D. HYND	27.574	J. PASSFIELD	33.800	R. TAYLOR	22.222	K. PICKERING	31.824	R. TAYLOR	1:55.281	1:55.726	
33	C. O'BRIEN	27.803	R. BEAMES	33.823	S. TURNER	22.259	R. TAYLOR	31.838	J. PASSFIELD	1:55.585	1:55.914	
34	S. TURNER	27.879	S. TURNER	34.221	K. PICKERING	22.321	J. PASSFIELD	31.884	C. O'BRIEN	1:56.493	1:56.561	
35	J. PASSFIELD	27.914	C. O'BRIEN	34.321	C. O'BRIEN	22.327	D. HYND	31.981	D. HYND	1:56.556	1:56.673	
36	R. TAYLOR	27.948	B. HOCKING	34.404	T. EDWARDS	22.459	C. O'BRIEN	32.042	S. TURNER	1:56.600	1:56.843	
37	K. PICKERING	28.079	D. HYND	34.508	D. HYND	22.493	S. TURNER	32.241	K. PICKERING	1:56.809	1:57.000	
38	B. HOCKING	28.402	K. PICKERING	34.585	B. HOCKING	22.584	B. HOCKING	32.251	B. HOCKING	1:57.641	1:58.109	
39	A. BARNES	28.686	G. FARRELL	35.100	G. FARRELL	22.861	A. BARNES	32.774	G. FARRELL	1:59.606	2:00.018	
40	G. FARRELL	28.722	A. BARNES	35.444	A. BARNES	23.002	G. FARRELL	32.923	A. BARNES	1:59.906	2:00.127	
41	C. AGOSTINI	28.980	J. HAZELDENE	35.520	J. HAZELDENE	23.019	C. AGOSTINI	33.197	C. AGOSTINI	2:00.899	2:00.950	
42	Z. FORD	29.161	C. AGOSTINI	35.557	C. AGOSTINI	23.165	Z. FORD	33.435	J. HAZELDENE	2:01.248	2:01.632	
43	J. HAZELDENE	29.225	Z. FORD	36.118	Z. FORD	23.393	J. HAZELDENE	33.484	Z. FORD	2:02.107	2:02.504	

The results are provisional until the end of the time limit for protests and appeals.

Scott Laing
 Chief Time Keeper - Scott Laing

Tom Williams
 Clerk of Course - Tom Williams



Computime Race Timing Systems Pty Ltd © 1996
 Licensed to Computime Race Timing Systems

www.computime.com.au

COMPUTIME RACE TIMING SYSTEMS PTY LTD



ASBK.COM.AU f t i y

Round 7 : Phillip Island GP Circuit : October 6 - 8

HI-TEC BATTERIES AUSTRALIAN SUPERSPORT 300 CHAMPIONSHIP

Overall Qualifying

PROVISIONAL MERGED CLASSIFICATION

Date: 07/10/17

Printed at: 12:24

Pos	No	Gr	Name	Class	Machine	Event Q01	Event Q07	Fastest Lap
1	41	A	Max CROKER (NSW) / KTM Aust. / Nolan Helmets / Bridgestone / Ron Angel Classic Racing	O300	KTM RC 390	1:49.183	1:48.804	1:48.804
2	71	J	Tommy EDWARDS (NSW) / Alpinestars / Yamaha Aust. / Repsol / Bell / Dunlop / Nautical Pools	O300	Yamaha R3 321	1:48.821	2:04.297	1:48.821
3	87	A	Zac LEVY (QLD) / Puma RV's / Hannay Lawyers / RaceArt Aust. / Kabuto Helm. / TCX Boots	O300	Yamaha R3 321	1:50.676	1:49.619	1:49.619
4	37	J	Jack MAHAFFY (VIC) / JDS Moto / Eastern Security Doors / JLT Insurance / SignPro	O300	Yamaha R3 321	1:50.598	1:49.643	1:49.643
5	86	J	Oliver BAYLISS (QLD) / Cube Racing / Australian Outdoor Living / Motul / Pirelli / Sprint Filter	U300	Kawasaki EX 300	1:50.641	1:49.880	1:49.880
6	33	J	Reid BATTYE (NSW) / Bcperformance Junior Team / Landscapesupplies.com.au / IPONE	U300	Kawasaki EX 300	1:50.080	1:53.405	1:50.080
7	44	C	Tom BRAMICH (VIC) / Ron Angel Classic Racing / Nolan Helmets / YRD / Ricondi / BoardPro	O300	Yamaha R3 321	1:50.441	1:50.241	1:50.241
8	85	?	Ty LYNCH (SA) / Adelaide Motorcycle Recovery / Coast Yamaha / Y-AIM Shane & Amy	O300	Yamaha R3 321	1:50.713	1:53.279	1:50.713
9	20	B	Hunter FORD (NSW) / Ford Brothers Racing / Huntingtons NSW / Hunter Bikers Events / Bell	O300	Yamaha R3 321	1:52.498	1:50.764	1:50.764
10	29	J	Billy VAN EERDE (NSW) / KTM Aust. / Hunter Valley M-cycles / Chris Watson M-cycles	O300	KTM RC 390	1:50.782	1:52.168	1:50.782
11	333	B	Yanni SHAW (NSW) / Bcperformance Junior Team / Landscapesupplies.com.au / IPONE	U300	Kawasaki EX 300	1:50.842	1:52.114	1:50.842
12	151	J	Locky TAYLOR (QLD) / LTR Racing / Fitness2Podium / LKI Brand / Ridedynamics / TC Tippers	O300	Yamaha R3 321	1:50.971	1:51.153	1:50.971
13	57	J	Seth CRUMP (QLD) / Jason Crump / Rock Oil / KTM Brisbane / Bell / Alpinestars / Racebolt	O300	KTM RC 390	1:52.628	1:51.215	1:51.215
14	14	B	Broc PEARSON (QLD) / Yamaha / YRD / Maxima Racing Oils / World Gym Aust / Kabuto Helmets	O300	Yamaha R3 321	1:51.256	1:52.145	1:51.256
15	115	?	Rogan CHANDLER (NZ) / Acid Racing / Race Centre / Victoria M-cycle Club / Motorcycling NZ	O300	Yamaha R3 321	1:51.521	1:52.604	1:51.521
16	21	A	Jarred BROOK (QLD) / KTM Aust. / Wide Bay M-cycles / Shoei Helmets / Motul / Pirelli / Shark	O300	KTM RC 390	1:51.612	1:52.346	1:51.612
17	24	J	Ben BRAMICH (VIC) / Ron Angel Classic Racing / Nolan Helmets / Yamaha YRD / Ricondi	O300	Yamaha R3 321	1:53.128	1:51.644	1:51.644
18	39	J	Scott NICHOLSON (VIC) / NextGen Motorsports / G.Williams Motorcycle Engineering / Traction	U300	Kawasaki EX 300	1:51.765	1:52.708	1:51.765
19	1	A	Brandon DEMMERY (NSW) / Deborah M-sports / Dunlop / Erebus Academy / 2Thugs Customs / LS2	O300	Yamaha R3 321	1:52.498	1:52.584	1:52.498
20	97	J	Peter NERLICH (VIC) / TCN Racing / Bill Nerlich / BART	U300	Kawasaki EX 300	1:52.629	1:54.830	1:52.629
21	28	C	Tayla RELPH (QLD) / Motorcycle Sportsmen / NorthStar Yamaha / Pirelli / Motul / Micks Fix	O300	Yamaha R3 321	1:54.608	1:52.860	1:52.860
22	152	D	Dan THOMAS (NSW) / Inglis Plumbing / Marriotts Smash Repairs / Supermoto Armidale	O300	Yamaha R3 321	1:52.933	1:54.288	1:52.933

Scott Laing
Chief Time Keeper - Scott Laing

Tom Williams
Clerk of Course - Tom Williams



Computime Race Timing Systems Pty Ltd © 1996
Licensed to Computime Race Timing Systems

www.computime.com.au

COMPUTIME RACE TIMING SYSTEMS PTY LTD





ASBK.COM.AU f t i y

Round 7 : Phillip Island GP Circuit : October 6 - 8

HI-TEC BATTERIES AUSTRALIAN SUPERSPORT 300 CHAMPIONSHIP

Overall Qualifying

PROVISIONAL MERGED CLASSIFICATION

Date: 07/10/17


Printed at: 12:24

Pos	No	Gr	Name	Class	Machine	Event Q01	Event Q07	Fastest Lap
23	93	B	Drew SELLS (VIC) / Race Centre / Oilee Racing / Peter Stevens M-cycles / Rubic	U300	Kawasaki EX 300	1:53.419	1:53.970	1:53.419
24	65	C	Jonah SITA (WA) / Flashpoint Motosport / Michael Sita	O300	Yamaha R3 321	1:54.827	1:53.503	1:53.503
25	55	A	Zac JOHNSON (VIC) / Rebuilder / Bill Lambert MBW / RTR by Moto Obsession / Pablo Tyres	U300	Kawasaki EX 300	1:53.685	1:53.857	1:53.685
26	355	C	Laura BROWN (NSW) / Ricondi / Draggin Jeans / Shark Helm. / Falco Motorcycle Boots / Pirelli	U300	Kawasaki EX 300	1:53.759	1:54.432	1:53.759
27	70	J	Troy RYAN (NSW) / Taree Motorcycles	O300	Yamaha R3 321	1:54.182	1:54.093	1:54.093
28	133	D	Grace POUTCH (VIC) / Phillip Island Off-Track Accom. / SC Project Oceanic / JW Motoparts	U300	Kawasaki EX 300	1:55.258	1:54.550	1:54.550
29	15	J	Bronson PICKETT (WA) / Pete's Harley & Dyno Services / M & B Garden Bags / M & B Rubbish Disp.	U300	Kawasaki EX 300	1:55.624	1:54.590	1:54.590
30	131	D	Ross BEAMES (QLD)	O300	Yamaha R3 321	1:57.231	1:54.976	1:54.976
31	4	J	Harry KHOURI (NSW) / Excite Motorsports (Penrith) / StoreAll Self Storage Windsor	O300	Yamaha R3 321	2:09.773	1:55.112	1:55.112
32	52	A	Ryan TAYLOR (VIC) / RTR by Moto Obsession / Arden Homes / Pablos Motorcycle Tyres	O300	Yamaha R3 321	1:55.956	1:55.726	1:55.726
33	42	?	Jack PASSFIELD (NSW) / StayUpright Rider Training / GASD Suspension / Dmoto / Micron Security	O300	Yamaha R3 321	1:55.842	1:55.914	1:55.842
34	520	?	Shelby TURNER (QLD) / Pro Cycle Dyno / M-cycle Exhaust Professionals / Brisbane M-cycles	U300	Kawasaki EX 300	1:56.467	1:56.843	1:56.467
35	10	J	Callum O'BRIEN (WA) / Banhams WA / Clean Ride Racing / Leading Edge M-cycle Sport	O300	Yamaha R3 321	1:58.616	1:56.561	1:56.561
36	30	A	David HYND (VIC) / The Mondo Group / Sirus Contracting / Fashion Result Models	O300	KTM RC 390	1:58.066	1:56.673	1:56.673
37	22	D	Keegan PICKERING (NSW) / Maroochydore Beach Motel / West Sliders / White Race Products	U300	Kawasaki EX 300	1:58.281	1:57.000	1:57.000
38	53	J	Jonathon HENDERSON (VIC)	O300	Yamaha R3 321	1:57.379		1:57.379
39	34	?	Boyd HOCKING (VIC) / DPH Motorsport Yamaha	O300	Yamaha R3 321	1:57.858	1:58.109	1:57.858
40	337	C	Gregory FARRELL (NSW) / Bcperformance / Landscapesupplies.com.au	U300	Kawasaki EX 300	1:58.661	2:00.018	1:58.661
41	51	C	Austin BARNES (VIC) / Enterprise Payroll	U300	Kawasaki EX 300	2:02.322	2:00.127	2:00.127
42	73	C	John HAZELDENE (VIC)	U300	Kawasaki EX 300	2:00.827	2:01.632	2:00.827
Number of Qualifiers: 42								
Non-qualifiers								
43	282	?	Cameron AGOSTINI (NT)	U300	Kawasaki EX 300	2:02.132	2:00.950	2:00.950
44	117	J	Zane FORD (NSW) / Ford Brothers Racing / Huntingtons NSW / Hunter Bikers Events	U300	Kawasaki EX 300	2:01.024	2:02.504	2:01.024

*** All riders qualify based on time, but maximum 42 starters. Nos. 282 & 117 to be held as reserves ***

The results are provisional until the end of the time limit for protests and appeals.


 Chief Time Keeper - Scott Laing


 Clerk of Course - Tom Williams



Computime Race Timing Systems Pty Ltd © 1996
 Licensed to Computime Race Timing Systems

www.computime.com.au

COMPUTIME RACE TIMING SYSTEMS PTY LTD





ASBK.COM.AU f t i y

Round 7 : Phillip Island GP Circuit : October 6 - 8

HI-TEC BATTERIES AUSTRALIAN SUPERSPORT 300 CHAMPIONSHIP

EVENTS 1, 5, & 11

PROVISIONAL MERGED GRID SHEET

Date: 07/10/17

Printed at: 12:24



1	41 M. CROKER 1:48.804	2	71 T. EDWARDS 1:48.821	3	87 Z. LEVY 1:49.619		
2		4	37 J. MAHAFFY 1:49.643	5	86 O. BAYLISS 1:49.880	6	33 R. BATTYE 1:50.080
3	44 T. BRAMICH 1:50.241	7		8	85 T. LYNCH 1:50.713	9	20 H. FORD 1:50.764
4		10	29 B. VAN EERDE 1:50.782	11	333 Y. SHAW 1:50.842	12	151 L. TAYLOR 1:50.971
5	57 S. CRUMP 1:51.215	13		14	14 B. PEARSON 1:51.256	15	115 R. CHANDLER 1:51.521
6		16	21 J. BROOK 1:51.612	17	24 B. BRAMICH 1:51.644	18	39 S. NICHOLSON 1:51.765
7	1 B. DEMMERY 1:52.498	19		20	97 P. NERLICH 1:52.629	21	28 T. RELPH 1:52.860
8		22	152 D. THOMAS 1:52.933	23	93 D. SELLS 1:53.419	24	65 J. SITA 1:53.503
9	55 Z. JOHNSON 1:53.685	25		26	355 L. BROWN 1:53.759	27	70 T. RYAN 1:54.093

Scott Laing
Chief Time Keeper - Scott Laing

Tom Williams
Clerk of Course - Tom Williams



Computime Race Timing Systems Pty Ltd © 1996
Licensed to Computime Race Timing Systems

www.computime.com.au

COMPUTIME RACE TIMING SYSTEMS PTY LTD





ASBK.COM.AU f t i y

Round 7 : Phillip Island GP Circuit : October 6 - 8

HI-TEC BATTERIES AUSTRALIAN SUPERSPORT 300 CHAMPIONSHIP EVENTS 1, 5, & 11

PROVISIONAL MERGED GRID SHEET

Date: 07/10/17

Printed at: 12:24

	28	29	30
10	133 G. POUTCH 1:54.550	15 B. PICKETT 1:54.590	131 R. BEAMES 1:54.976
11	4 H. KHOURI 1:55.112	52 R. TAYLOR 1:55.726	42 J. PASSFIELD 1:55.842
12	520 S. TURNER 1:56.467	10 C. O'BRIEN 1:56.561	30 D. HYND 1:56.673
13	22 K. PICKERING 1:57.000	53 J. HENDERSON 1:57.379	34 B. HOCKING 1:57.858
14	337 G. FARRELL 1:58.661	51 A. BARNES 2:00.127	73 J. HAZELDENE 2:00.827

*** All riders qualify based on time, but maximum 42 starters. Nos. 282 & 117 to be held as reserves ***

The results are provisional until the end of the time limit for protests and appeals.

Scott Laing
Chief Time Keeper - Scott Laing

Tom Williams
Clerk of Course - Tom Williams



Computime Race Timing Systems Pty Ltd © 1996
Licensed to Computime Race Timing Systems

www.computime.com.au

COMPUTIME RACE TIMING SYSTEMS PTY LTD

